



Bird Construction Inc. (TSX:BDT)

Q1 2022 Earnings

May 11, 2022





Disclaimer



This presentation contains forward-looking statements and information ("forward-looking statements") within the meaning of applicable Canadian securities laws. The forward-looking statements contained in this presentation are based on the expectations, estimates and projections of management of Bird Construction Inc. ("Bird" or "The Company") as of the date of this presentation unless otherwise stated. The use of any of the words "believe", "expect", "anticipate", "contemplate", "target", "plan", "intend", "continue", "may", "will", "should" and similar expressions are intended to identify forward-looking statements. More particularly and without limitation, this presentation contains forward-looking statements concerning: anticipated financial performance; anticipated synergies; the plans and strategic priorities of the Company; and with respect to Bird's share of the project value for certain joint venture projects.

Since forward-looking statements address future events and conditions, by their very nature they involve inherent risks and uncertainties. Investors are cautioned that forward-looking statements are based on the opinions, assumptions and estimates of management considered reasonable at the date the statements are made, and actual results could differ materially from those currently anticipated due to a number of factors and risks. These include, but are not limited to the risks associated with the industries in which the Company operates in general such as: operational risks, industry and inherent project delivery risks; ability to hire and retain qualified and capable personnel; global pandemics; delays or changes in plans with respect to growth projects or capital expenditures; costs and expenses; health, safety and environmental risks; commodity price, interest rate and exchange rate fluctuations; compliance with environmental laws risks; competition, ethics and reputational risks; ability to access sufficient capital from internal and external sources; repayment of credit facility; collection of recognized revenue; performance bonds and contract security; potential for non-payment and credit risk and ongoing financing availability; regional concentration; regulations; dependence on the public sector; client concentration; labour matters; loss of key management; subcontractor performance; unanticipated shutdowns, work stoppages, strikes and lockouts; maintaining safe worksites; cyber security risks; litigation risk; corporate guarantees and letters of credit; volatility of market trading; failure of clients to obtain required permits and licenses; payment of dividends; economy and cyclicity; Public Private Partnerships project risk; design risks; completion and performance guarantees/design-build risks; ability to secure work; estimating costs and schedules/assessing contract risks; quality assurance and quality control; accuracy of cost to complete estimates; insurance risk; adjustments and cancellations of backlog; joint venture risk; internal and disclosure controls; Public Private Partnerships equity investments; failure to realize the anticipated benefits of the Transactions; and changes in legislation, including but not limited to tax laws and environmental regulations.

The forward-looking statements in this presentation should not be interpreted as providing a full assessment or reflection of the unprecedented impacts of the COVID-19 pandemic ("COVID-19") and the resulting indirect global and regional economic impacts.

Readers are cautioned that the foregoing list of factors is not exhaustive. Additional information on other factors that could affect the operations or financial results of the parties, and the combined company, including any risk factors related to COVID-19, are included in reports on file with applicable securities regulatory authorities, including but not limited to; Bird's Annual Information Form and Management's Discussion and Analysis for the year ended December 31, 2021, each of which may be accessed on Bird's SEDAR profile, at www.sedar.com and on the Company's website at www.bird.ca.

The forward-looking statements contained in this presentation are made as of the date hereof and the Company undertakes no obligation to update publicly or revise any forward-looking statements, whether as a result of new information, future events or otherwise, unless so required by applicable securities laws.

TERMINOLOGY AND NON-GAAP & OTHER FINANCIAL MEASURES

Throughout this presentation, management uses certain terminology and financial measures that do not have standard meanings under IFRS and are considered specified financial measures. These include non-GAAP financial measures, non-GAAP financial ratios, and supplementary financial measures. These measures may not be comparable with similar measures presented by other companies. Further information on these financial measures can be found in the “Terminology and Non-GAAP & Other Financial Measures” section in Bird’s most recently filed Management’s Discussion & Analysis for the period ended March 31, 2022, prepared as of May 10, 2022. This document is available on Bird’s SEDAR profile, at www.sedar.com and on the Company’s website at www.bird.ca.

- "Backlog" is a term representing the total value of all contracts awarded to the Company, less the total value of work completed on these contracts as of the date of the most recently completed quarter. The Company’s Backlog equates to the Company’s remaining performance obligations as disclosed in the Company’s most recent notes to the financial statements filed on SEDAR. Additions to remaining performance obligations are also referred to by the Company as “Securements”.
- “Pending Backlog” is a supplementary financial measure representing the total potential revenue of awarded but not contracted projects including where the Company has been named preferred proponent, where a contract has not been executed and where the letter of intent or agreement received is non-binding. It may also include amounts for agency relationship construction management projects, pre-construction activities and estimated future work orders to be performed as part of MSAs.
- "Gross Profit Percentage" is a supplementary financial measure representing the percentage derived by dividing gross profit by construction revenue.
- “Adjusted Earnings” is a non-GAAP financial measure defined as IFRS net income excluding asset impairments, acquisition, integration and restructuring (as defined in accordance with IFRS) costs and the income tax effect of these costs.
- “Adjusted Earnings Per Share” is a non-GAAP financial ratio calculated by dividing Adjusted Earnings by the basic weighted average number of shares.
- “Adjusted EBITDA” is a non-GAAP financial measure representing earnings before taxes, interest, depreciation and amortization, finance and other costs, finance income, asset impairment charges, gain or loss on sale of property and equipment, restructuring and severance costs outside of normal course, and acquisition, integration and restructuring (as defined in accordance with IFRS) costs.
- “Adjusted EBITDA Margin” or “Adjusted EBITDA Percentage” is a non-GAAP financial ratio representing the percentage derived by dividing Adjusted EBITDA by construction revenue.



Disclaimer



TERMINOLOGY AND NON-GAAP & OTHER FINANCIAL MEASURES (continued)

- "Current Ratio" is a supplementary financial measure representing the percentage derived by dividing total current assets by total current liabilities.
- "General and Administrative expenses as a percentage of revenue" is a supplementary financial measure representing the percentage derived by dividing general and administrative expenses by construction revenue.
- "Adjusted Net Debt" is a non-GAAP financial measure defined as current and long-term loans and borrowings as disclosed in the Company's statement of financial position, less accessible cash, as disclosed in the Company's notes to the financial statements. Management uses this as a measure of financial leverage and is part of its assessment of the Company's capital structure. At March 31, 2022, Adjusted Net Debt of \$3,112 is calculated as: Loans and borrowings (non-current) \$69,216 plus Current portion of loans and borrowings \$7,133 minus Accessible cash \$73,237.
- "Adjusted Net Debt to TTM Adjusted EBITDA" is a non-GAAP financial ratio calculated by dividing Adjusted Net Debt by the Company's trailing twelve month Adjusted EBITDA. Management uses this as a measure of financial leverage and is part of its assessment of the Company's capital structure.
- "LT Loans & Borrowings to Equity" is a supplementary financial measure calculated as non-current loans and borrowings divided by total shareholders' equity, as disclosed in the Company's consolidated statement of financial position
- "2-Year Total Shareholder Return" is the share price appreciation or depreciation over the two-year period plus the dollar value from the dividends received over this timeframe.

\$2.3B

TTM REVENUE

\$105M

TTM ADJUSTED
EBITDA⁽¹⁾

\$48M

TTM ADJUSTED
EARNINGS⁽¹⁾

\$42M

TTM NET
INCOME

\$438M

MARKET
CAPITALIZATION⁽³⁾

\$3.0B

RECORD
BACKLOG⁽²⁾

75.4%

2-YEAR TOTAL
SHAREHOLDER
RETURN ^(2,3)

2-YEAR SHARE PRICE HISTORY

\$10.58

52-WEEK HIGH⁽³⁾

\$8.15

52-WEEK LOW⁽³⁾



⁽¹⁾ Adjusted Earnings and Adjusted EBITDA are non-GAAP financial measures. Refer to the Disclaimer slides for more information on Terminology and Non-GAAP & Other Financial Measures.

⁽²⁾ Refer to the Disclaimer slides for more information on Terminology and Non-GAAP & Other Financial Measures.

⁽³⁾ At May 9, 2022

Financial Highlights



Healthy Revenue Growth

Record Q1 2022 Revenues
Continued realization of cross-selling synergies



Record Combined Backlog

Record Backlog⁽¹⁾ of \$3.0B
and **Strong Pending Backlog⁽¹⁾ of \$1.7B**



Strong Balance Sheet

Strong Balance Sheet and significant **financial flexibility and liquidity** supporting the company's strategic objectives

Q1 2022 HIGHLIGHTS

\$475.5M REVENUE

\$6.4M NET INCOME

\$17.8M ADJUSTED EBITDA⁽²⁾

\$6.5M ADJUSTED EARNINGS⁽²⁾

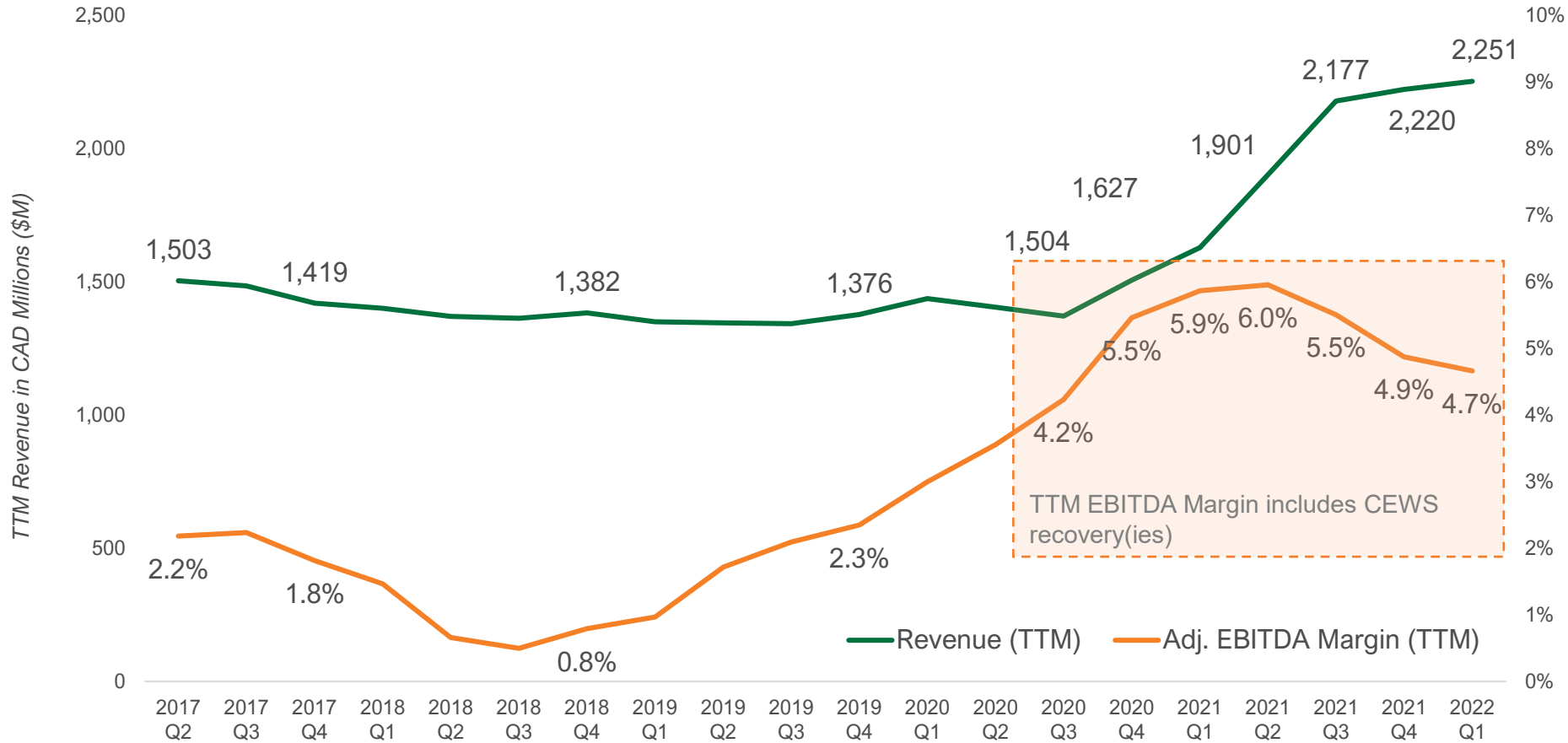
\$150.7M CASH AND CASH EQUIVALENTS

\$506.7M SECUREMENTS & CHANGE ORDERS

(1) Refer to the Disclaimer slides for more information on Terminology and Non-GAAP & Other Financial Measures

(2) Adjusted Earnings and Adjusted EBITDA are non-GAAP financial measures. Refer to the Disclaimer slides for more information on Terminology and Non-GAAP & Other Financial Measures

5-Year Revenue and Adjusted EBITDA Margin



\$42M

Q1 2022 TTM NET INCOME

4.7%

Q1 2022 TTM ADJUSTED EBITDA MARGIN⁽¹⁾

3.8%

Q1 2022 ADJUSTED EBITDA MARGIN⁽¹⁾

(1) Refer to the Disclaimer slides for more information on Terminology and Non-GAAP & Other Financial Measures.

Significant Pipeline of Projects



Executing on Strategic Pillars



TEAM



PERFORM



DIVERSIFY



Recent Marquee Project Awards

- **\$62M** Dagmar, a wholly owned subsidiary of Bird, awarded contract railway track, signal, and station works for Metrolinx
- **Up to \$1B** Bid opportunities to deliver environmental remediation services for Canadian Nuclear Laboratories (PHAI)
- **\$70M** Three-year contract for mining services for a client in Northeastern Ontario
- **\$90M** Two five-year MSA contracts for industrial maintenance services, and two industrial facilities turnaround contracts
- **\$125M** Barrie wastewater treatment facility upgrade program to be delivered through a joint venture, IPD contract



Projects underway across Canada



1. Ontario Power Generation Clarington Campus, ON 2. York University Markham Centre Campus, ON 3. Stage 2 Confederation Line, ON 4. Nanaimo Correctional Centre, BC 5. Five Alberta Schools, AB 6. Major Oil and Gas Site, BC 7. University of Calgary MacKimmie Block, AB 8. The Leaf at Canada's Diversity Gardens, MB 9. Lloydminster Wastewater Treatment Facility, AB 10. Okanagan Indian Band Water System Upgrade, BC 11. Thunder Bay Correctional and Kenora Jail Rapid Builds, ON 12. Lake City Studios, BC 13. Kip II Residential Tower, ON 14. The Burke Residential Tower, ON

Projects underway across Canada

ACTIVE PROJECTS

300+

Active
Projects

\$6.7B

Total
Contract Value

15%

Collaborative
Contracts¹

MAJOR PROJECTS | ~\$100M+

16

Active Major
Projects

\$3.6B

Contract
Value

20%

Collaborative
Contracts¹

DRIVING HIGHER SHARE OF COLLABORATIVE CONTRACTING

“

Collaborative contracting bring all parties together early in the process. The client, designer, and contractor work together through all phases as one integrated, collaborative team. This provides high owner control, commitment, and dedicated resources, which increases transparency and project budget certainty for the client. These collaborative methods provide a balanced transfer of risk, allowing the client and Bird to share the risk, which reduces Bird's overall risk profile.

Teri McKibbon, President & CEO

(1) Based on contracted dollar value

Significant Portfolio of Master Service Agreements



~\$850 Million

Combined MSA Contracts Value



Average Contract Term



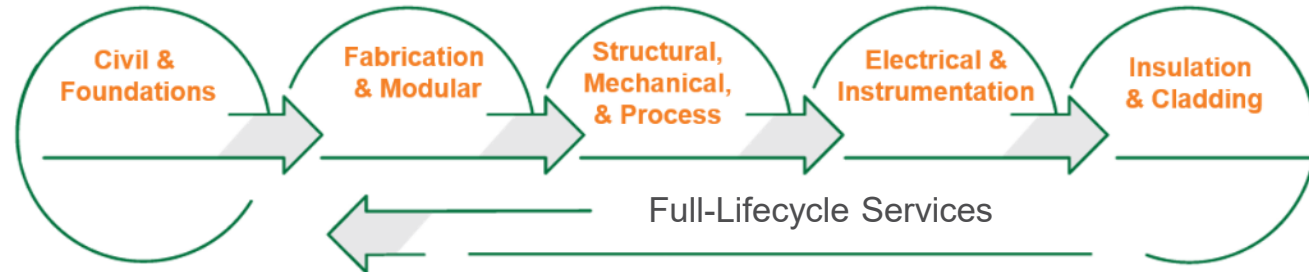
Strong Recurring Revenue Visibility



2,000+ Electrical Personnel¹



Leveraging Expertise Geographically



Complete Lifecycle and Self-perform Services

Our ability to self-perform critical-path trade scopes positions Bird to provide operational excellence. By executing a higher percentage of self-perform services, we are better positioned to exceed client expectations throughout the project lifecycle by way of risk reduction, cost savings, a shortened procurement cycle, and more.

(1) The company through its affiliated subsidiaries has an average of over 2000 electricians, linemen, technologists and technicians and access to other personnel through a variety of labour platforms.

Expanding our Power Experience



RENEWABLE POWER

- Wind
- Solar
- Hydro
- Pumped Storage



LOW CARBON ENERGY

- Hydrogen (Green and Blue)
- Nuclear/Small Modular Reactors
- Biomass conversion
- Anaerobic digestion
- Renewable Natural Gas



CARBON INNOVATION

- Carbon capture
- Carbon utilization
- Carbon storage



ENERGY EFFICIENCY

- District heating and cooling
- Cogeneration
- Water reuse
- Biomass and waste to energy
- Real estate energy efficiency

Delivering Critical Energy Solutions

Renewable and low carbon energy solutions contribute to global efforts to meet climate targets, support the energy transition, and achieve sustainable change. Bird has been supporting the construction execution on some of our country's largest infrastructure projects, from hydroelectric infrastructure, nuclear, and renewable power, to organic waste processing and waste-energy recovery projects for over half a century. Leveraging our civil, structural, and mechanical experience in developing and executing complex major projects, combined with extensive self-perform substation and high voltage services, are among the ways in which Bird is contributing to delivering cleaner energy solutions.

2021 Sustainability Highlights

91%
Independent Board Members⁽³⁾

27%
Women on the Board⁽³⁾

66%
Board Committee Chairs are women

9%
Indigenous representation on Board⁽³⁾



DIVERSITY AT BIRD

- 36%** European origins
- 35%** North American origins
- 25.5%** African, Asian, Caribbean, or Latin, Central and South American origins
- 3.3%** Indigenous Canadian origins

Full-time salaried employees in 2021 who chose to disclose their ethnic origins

Environmental, Social, Governance



5,000+ Total Employees⁽⁴⁾

>10,130,000
Total Internal Work Hours

6,451 Tool Box Talks


1 LTI Lost Time Incident

0.02 LTIF Lost Time Incident Frequency

10,250 COVID-19 Inspections

Bird hosted its inaugural Virtual Investor Day

98%
Canadian suppliers engaged



>\$87M
Total spend with Indigenous subcontractors and suppliers

>\$223K
Total scholarship spend⁽²⁾

55+
Indigenous-owned businesses supported



136% Increase in total messages received via social media compared to 2020

118,008
Total Audience

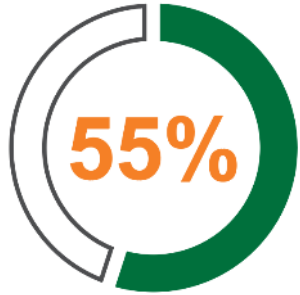
4,470,455
Impressions

145,883
Engagements

65,117
Post Link Clicks

(1) At December 31, 2021
 (2) Includes endowment to Bird Construction/Paul and Geri Charette Endowment Fund
 (3) Board composition as of May 2022
 (4) Salaried and hourly throughout the year

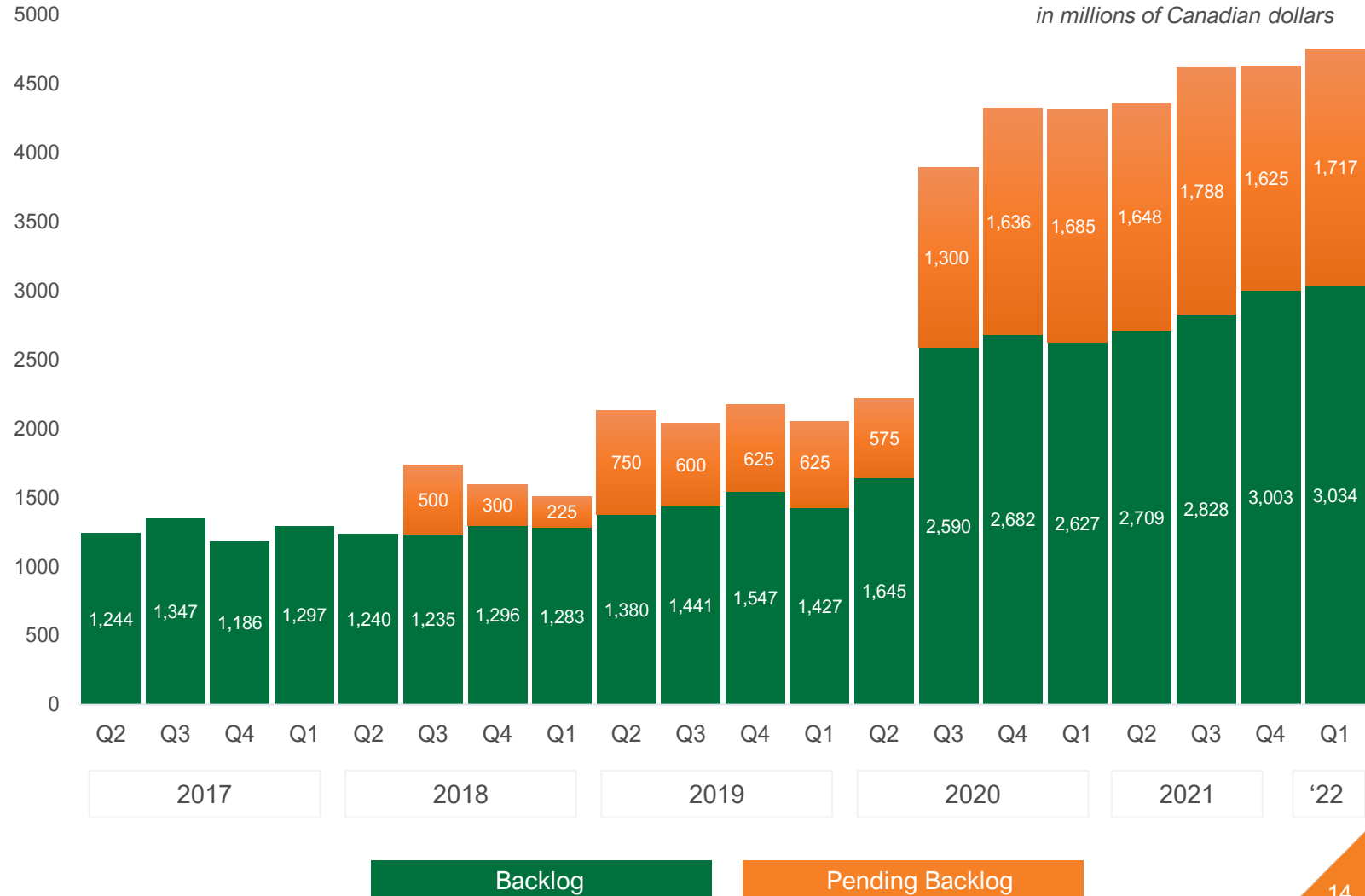
Backlog & Pending Backlog



Backlog expected to convert into Revenue over the next 12 months

MARCH 31, 2022

- Record quarter-end Backlog⁽¹⁾ of \$3.0B
- Strong quarter-end Pending Backlog⁽¹⁾ of \$1.7B
- Growth of combined Backlog and Pending Backlog reflects the Company's expanding capabilities and scale, the acquisition of Dagmar and an improvement in market conditions
- Pending Backlog includes \$850M in MSA contracts representing a recurring revenue stream over the next five years



(1) Refer to the Disclaimer slides for more information on Terminology and Non-GAAP & Other Financial Measures.

Financial Highlights – Q1 2022

	Q1 2022	YEAR-OVER-YEAR CHANGE
Revenue	\$476M	7%
Gross Profit	\$42M 8.8% OF REVENUE ⁽¹⁾	4%
General and Administrative	\$31M 6.6% OF REVENUE ⁽¹⁾	6%
Net Income	\$6M \$0.12 EPS	(11%)
Adjusted EBITDA ⁽²⁾	\$18M 3.8% OF REVENUE ⁽¹⁾	(15%)
Adjusted EARNINGS ⁽²⁾	\$7M \$0.12 ADJUSTED EPS ⁽¹⁾	(28%)

No recoveries were recorded under CEWS in Q1 2022 vs. \$11.2 million of recoveries recorded in Q1 2021

(1) Refer to the Disclaimer slides for more information on Terminology and Non-GAAP & Other Financial Measures.

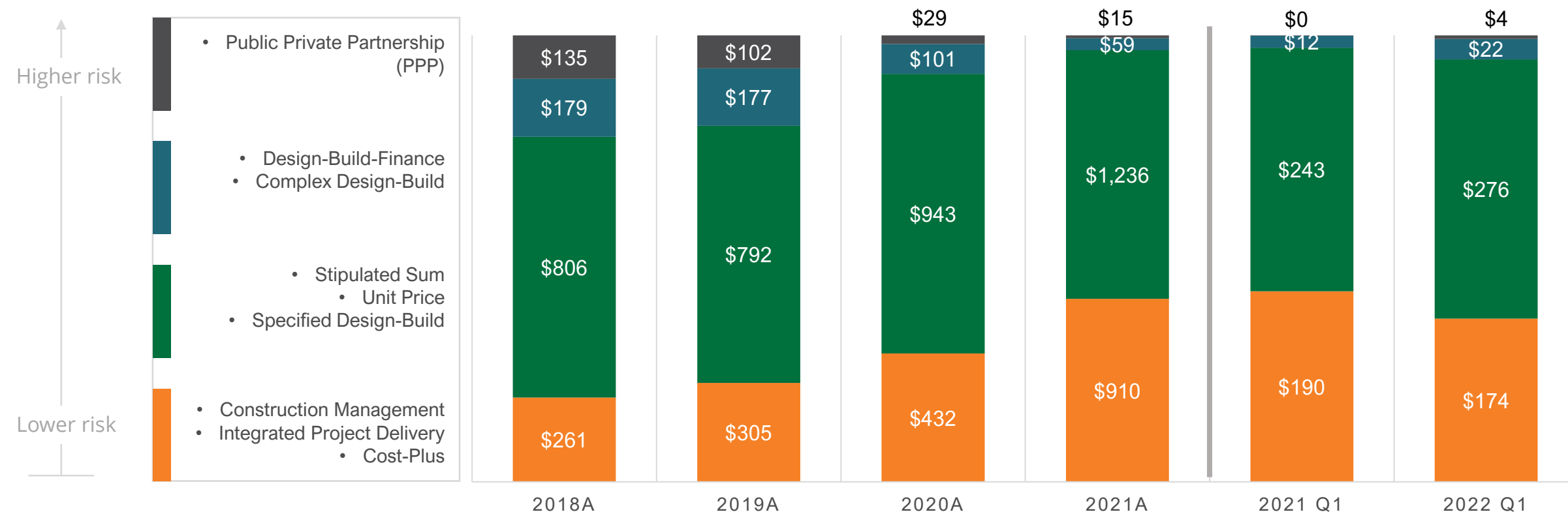
(2) Adjusted Earnings and Adjusted EBITDA are non-GAAP financial measures. Refer to the Disclaimer slides for more information on Terminology and Non-GAAP & Other Financial Measures.



Targeting Sustainable Profitable Growth

Diversifying Risk - Revenue by Contract Type

in millions of Canadian dollars



- Increased diversification across services, end-markets and geographies; well-balanced portfolio of low-to-medium risk projects
- **Over 95% of 2021 revenue is considered low-to-medium risk** and supports the company balanced revenue mix target
- Focus on maintaining balanced profile

**Acquisition Update:
Stuart Olson and Dagmar Construction**

stuartolson

Dagmar

bird

Acquisition Date
September 25, 2020

\$96M
Total Consideration Amount

Acquisition Date
September 1, 2021

\$32M
Purchase Price⁽¹⁾



**Realization of
Synergies**



**Cost
Savings**



**Value and
Cross-selling**

- ✓ Strong MRO Constructor
- ✓ 100+ Years Building
- ✓ Leading Technology Platform

- ✓ Horizontal Infrastructure Focus
- ✓ 70+ Years Building
- ✓ Ontario Based (Largest Civil Market)

(1) Purchase price before any adjustments for working capital

Strong Financial Position

Q1 2022

28.3%

LT LOANS & BORROWINGS
TO EQUITY⁽¹⁾

1.22

CURRENT
RATIO⁽¹⁾

0.03x

ADJUSTED NET DEBT/
TTM ADJUSTED EBITDA⁽¹⁾

Syndicated Credit Facility



up to **\$185M**

Committed Revolving
Credit Facility



\$50M

Committed Non-revolving
Term Debt Facility



up to **\$50M**

Non-committed
Accordion Feature



Syndicated Credit Facility
Maturity Sept 1, 2024



in millions of Canadian dollars

March 31, 2022

Accessible cash	\$ 73
Restricted cash	\$ 61
Held in joint operations accounts	<u>\$ 17</u>
Cash and cash equivalents	\$ 151
Loans and borrowings (current and long-term)	\$ 76
Adjusted Net Debt ⁽²⁾	\$ 3
Shareholders' equity	\$ 245

(1) Refer to the Disclaimer slides for more information on Terminology and Non-GAAP & Other Financial Measures.

(2) Adjusted Net Debt is a non-GAAP financial measure. Refer to the Disclaimer slides for more information on Terminology and Non-GAAP & Other Financial Measures.

Balanced Capital Allocation Priorities



Dividends



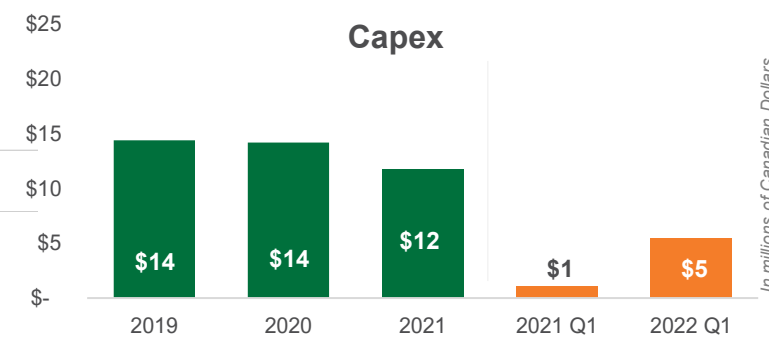
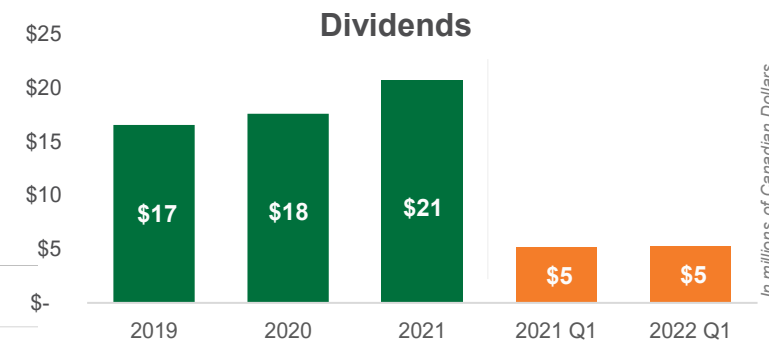
Capex⁽²⁾



Merger and Acquisition Opportunities



Long Term Debt Repayment



- Repaid \$10M of LTD during 2021
- Accessible cash of \$73M at Q1'22

⁽¹⁾ Operating cash flow - Refer to the consolidated statement of cash flows – “Cash flows from operations before changes in non-cash working capital”
⁽²⁾ Capital expenditures (“Capex”) – Refer to the consolidated statement of cash flows – “Additions to property and equipment and intangible assets”

\$350B+ in Government Spending Opportunities

Infrastructure Spending of \$26B Over 6-years Ending in 2027

- **\$14.9B** Public transit over 8-years
- **\$3.0B** Long-term care and affordable housing* over 5-years (*\$2.5B over 7-years)
- **\$6.0B** Infrastructure in Indigenous communities over 5-years

2022-2023 Federal Budget Highlights

- **\$397M** Rail infrastructure
- **\$900M** EV infrastructure
- **\$600M** Renewable electricity and grid modernization
- **\$43B** New and existing funds to build additional housing

BRITISH COLUMBIA: Capital spending on schools, hospitals, roads, bridges, hydro-electric and other infrastructure in the province is expected to total \$39.4B over the three-year fiscal plan period (2022/2023-2024/2025)

ALBERTA: \$20.2B over 3 years for municipal infrastructure (\$5.8B), capital maintenance and renewal (\$3.2B) to expand health care (\$2.2B), notably the re-development and expansion of hospitals

SASKATCHEWAN: \$1.1B allocated to SaskPower Electricity to improve reliability and replace aging infrastructure. ~\$480M for transportation infrastructure (\$1.6B over 4 years) to expand highways and build bridges

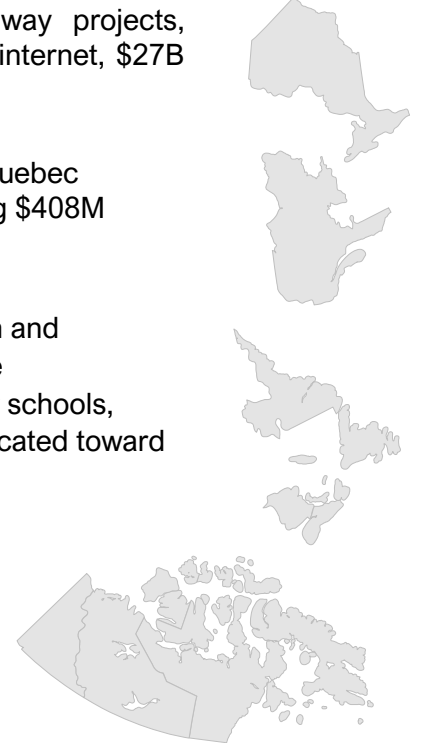
MANITOBA: \$8.8B over 3 years for infrastructure (education and highways). \$3.1B for infrastructure in 2022, \$3B in 2023 and \$2.7B in 2024. \$1.5B in highway capital (\$731M in 2022). Prioritizing building 20 new schools.

ONTARIO: \$61.6B public transit, \$25.1B highway projects, \$40B+ hospital & healthcare, \$4B in high-speed internet, \$27B education related projects

QUEBEC: \$135B expected spending from Quebec infrastructure plan for 2021-2031, including \$408M for affordable housing

ATLANTIC: \$670M for transportation and infrastructure, \$793M for healthcare infrastructure, \$175M allocated for schools, \$365M capital expenditures allocated toward transportation and health care

TERRITORIES: \$30M for lot development, \$12M for affordable community housing, \$10.5M for K12, \$54.3M for bridges and highways



Looking Ahead

Why invest in bird
bird

Strategic Priorities



TEAM



PERFORM



DIVERSIFY

Balanced ESG Strategy



BUILD GREEN



WORK GREEN



LIVE GREEN



STRONG
GOVERNANCE

Favourable Outlook

Solid balance sheet and pipeline of opportunities

Focus On Margins

Strong financial position with improving margin profile

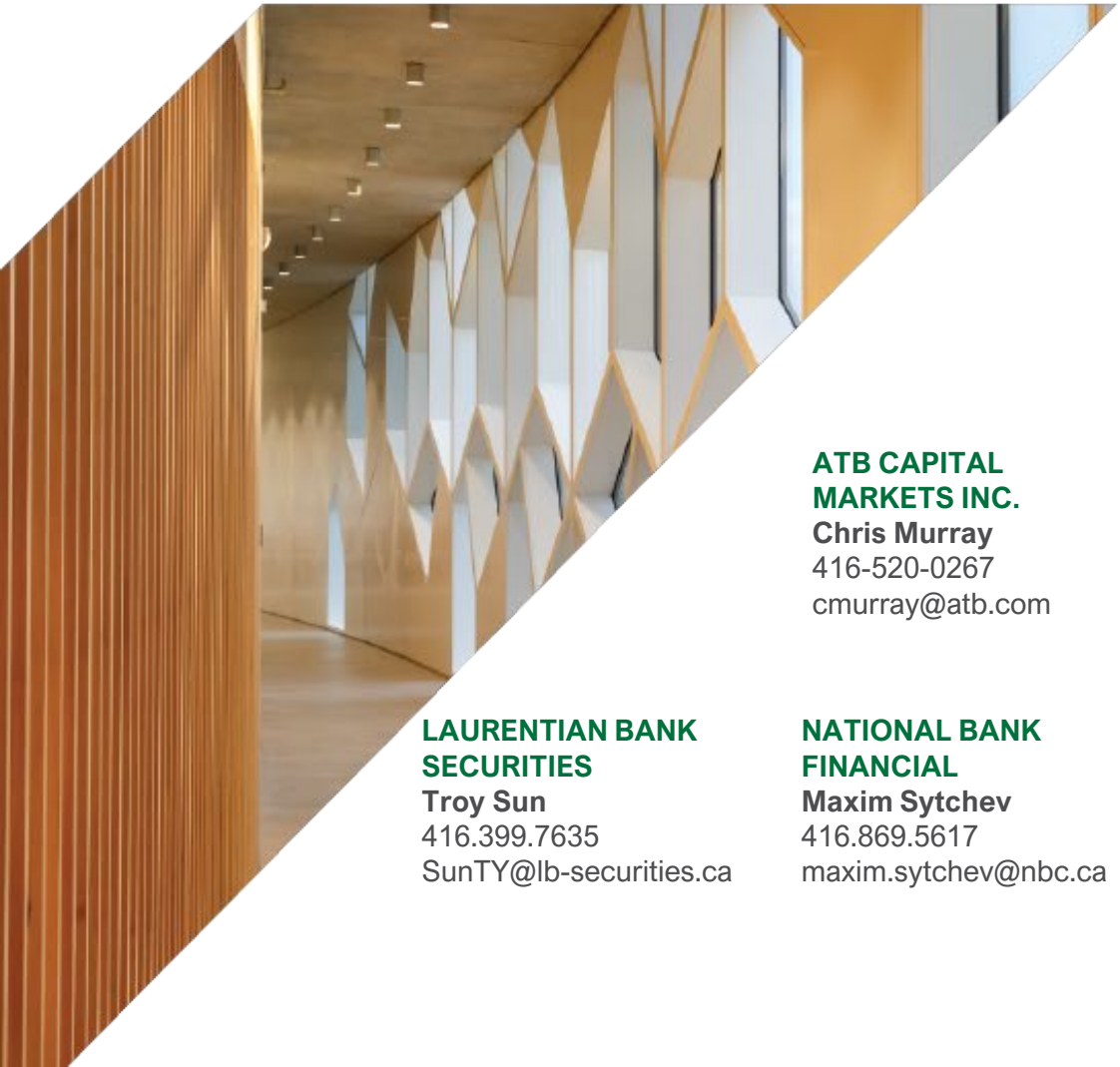
Balanced Strategy

Balanced capital allocation maintaining a balanced risk profile in the work program

Increasing Diversification

Balanced backlog and diversified service offerings across Canada

Analyst Coverage



**ATB CAPITAL
MARKETS INC.**
Chris Murray
416-520-0267
cmurray@atb.com

**CANACCORD |
GENUITY**
Yuri Lynk
514.844.3708
yuri.lynk@canaccordgenuity.com

**CIBC WORLD
MARKETS**
Jacob Bout
416.956.6766
jacob.bout@cibc.com

**iA CAPITAL
MARKETS**
Naji Baydoun
514.830.8077
Naji.baydoun@iagto.ca

**LAURENTIAN BANK
SECURITIES**
Troy Sun
416.399.7635
SunTY@lb-securities.ca

**NATIONAL BANK
FINANCIAL**
Maxim Sytchev
416.869.5617
maxim.sytchev@nbc.ca

RAYMOND JAMES LTD.
Frederic Bastien
604.659.8232
frederic.bastien@raymondjames.ca

STIFEL|GMP
Ian Gillies
416.943.6108
ibgillies@stifel.com

TD SECURITIES
Michael Tupholme
416.307.9389
michael.tupholme@tdsecurities.com



Appendix

OVER 100 YEARS BUILDING CANADA

1920

BIRD, WOODALL,
& SIMPSON
FOUNDED

1930

BIRD SECURES
FIRST \$1M
CONTRACT

1949

BIRD GOES PUBLIC
ON STOCK
EXCHANGE

2007

BIRD ACQUIRES
RIDEAU
CONSTRUCTION

2011

BIRD ACQUIRES
H.J. O'CONNELL

2012

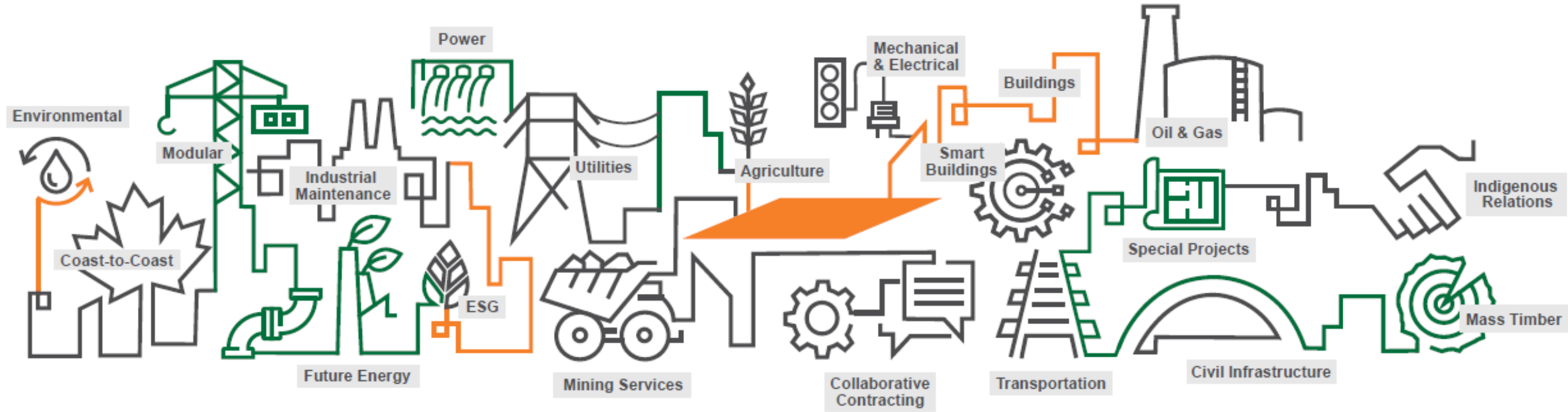
BIRD ACQUIRES
NASON
CONTRACTING

2020

BIRD ACQUIRES
STUART OLSON

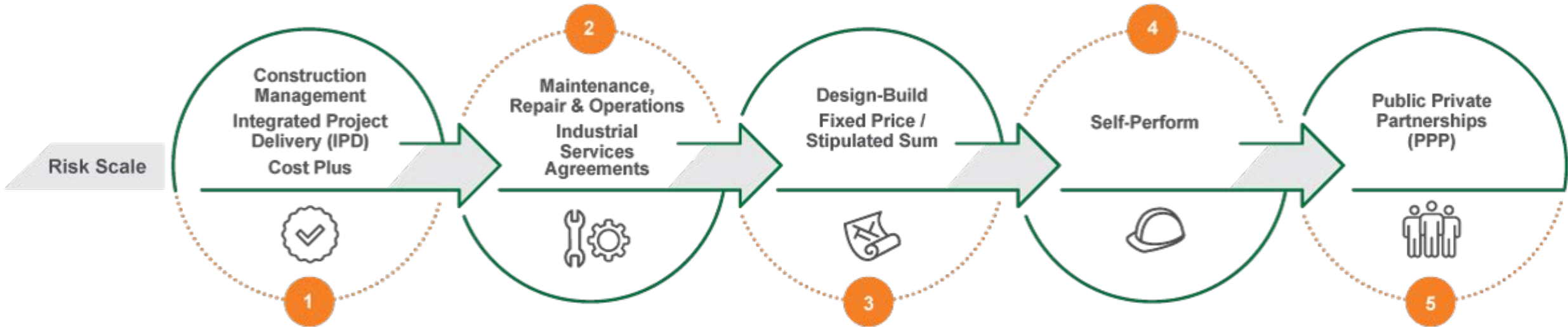
2021

BIRD ACQUIRES
DAGMAR
CONSTRUCTION



Coast-to-coast solutions serving a broad scope of end-markets.

Comprehensive range of construction services from new construction for industrial, commercial, institutional, and civil infrastructure markets; to industrial maintenance, repair and operations services, heavy civil construction, and mine support services; as well as vertical infrastructure including, electrical, mechanical, and specialty trades.



Full-suite of offerings generating diversified revenue streams.

Reflecting its broad scope, Bird's clients include leading firms in the energy, mining, commercial, institutional, retail, multi-tenant residential, industrial, water and wastewater, renewables, nuclear, and civil sectors. Bird generates consistent diversified revenue streams through its enhanced service offerings across a multitude of markets and industries.



Constructing a Strong Foundation

bird

Foundational Success

1

Growth Pillars

2

ESG

Horizontal Infrastructure

Innovation & Technology

3

Managing Risk Profile of Backlog

Recurring Revenue Streams

4

Creating Sustainable Profitable Growth

Delivering Superior Shareholder Value



Experienced Multidisciplinary Team

Strong Team of Constructors

- ✓ Leveraging our talented leadership team
- ✓ Deep bench strength and recruiting for the future
- ✓ Robust people programs supporting continuous learning and development
- ✓ Continuous improvement and innovation focus
- ✓ Committed to Diversity and Inclusion

Constructing a Strong Foundation



Created a Strong Foundation

- Improved geographic and end market diversification
- Increased recurring revenue
- Reduced risk profile of backlog
- Limited exposure to fixed-priced contracts
- Acquired transformational business: Stuart Olson
- Acquired accretive tuck-in: Dagmar

Key Near-Term Strategic Priorities

- Enhance cross-selling opportunities
- Continue to improve margins
- Maintain financial flexibility
- Enhance ESG framework
- Continue to deliver superior shareholder returns

Leveraging Innovation and Technology



Innovation and Technology Value



Building Information Modelling & Virtual Design and Construction

Maintenance, Repair, and Operation Management

Leveraging Innovative Solutions

Smart Building Performance Technology

Utilizing integrated multi-disciplinary performance models such as BIM/VDC to mitigate risk, enhance processes, and support the bottom line of our business, and our clients.

Multi-year maintenance and turnaround contracts supporting major oil & gas clients through bundled service offerings, facility maintenance, and predictive technologies.

Leveraging a variety of tools from virtual reality, drones, infrared scanning, and automated project software to strengthen our service offerings and save our clients time and money.

Lifecycle building performance services through optimization, and integrated technologies from the planning stages, through to commissioning, and post-warranty.



Stack Modular

Turnkey solution bridging the gap between site and modular construction. Structural steel modular buildings up to 40-stories for multi-family, hospitality, senior (long-term care) and student housing, and resource clients.

- ✓ **Rapid Delivery** Across Canada & The USA
- ✓ **Opportunities** Market Poised For Growth
- ✓ **Schedule and Cost** Certainty & Predictability
- ✓ **Green** - Reduced Waste and High Energy Efficiency Product



Innovation and
Technology Value



Mass Timber

Bird is a North American leader in wood construction with unmatched expertise, experience, and supply chain knowledge.

>\$1.37B

Completed or
Under Construction

>\$243M

Awarded or
Preconstruction

>\$2.6B

Opportunities
across Canada



Environmental,
Social, Governance

bird Bringing Value To Communities

Environmental Stewardship

>200 LEED Certified
Projects
37 Mass Timber
projects completed or
underway

- LEED certified projects and professionals
- First Zero Carbon Certification project in Canada
- Leader in Mass Timber – renewable and captures carbon
- Focus on future energy solutions
- Robust sustainable construction program
- Innovative technology for Smart Buildings

Social Responsibility

**Progressive Aboriginal
RELATIONS**

Canadian Council for
Aboriginal Business 

- Support health care foundations, food and clothing banks, community events, and youth initiatives
- National scholarships program
- Strong national Indigenous relations
- Mandatory Indigenous Cultural Awareness Training Program
- Recent re-certification of Bronze-level PAR certified
- Inaugural member of Aboriginal Procurement Champions

Corporate Governance

91% Independent
Board Members
27% of Bird's Board
Directors are women

- A strong culture of ethical conduct
- Recognition of the benefits of promoting Board diversity
- Whistleblower Policy
- Regular in-camera meetings, without officers and management
- Regular performance evaluations

Sustainability Overview

Bird's long-term strategic vision is rooted in our belief that the construction industry plays an important role in providing sustainable, innovative, and lasting solutions for not only our clients, partners, and employees, but for the communities in which we live and work. - Teri McKibbon, President and CEO



Environmental, Social, Governance



BUILD GREEN

Pursuing opportunities to utilize sustainable building materials and minimize resource waste.



WORK GREEN

Delivering innovative solutions for sustainable construction.



LIVE GREEN

Safe, inclusive workplace that supports physical and mental wellbeing, promotes professional development, and encourages positive community engagement.



CORPORATE GOVERNANCE

Cultivating a culture of honesty and accountability.

Building Sustainable Growth



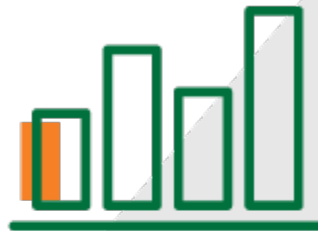
Targeting Sustainable Profitable Growth



Diversified Services & Geographical Presence



Continually Managing Backlog Risk Profile



Focused on Increasing Recurring Revenue Streams



Pursuit of Overall Margin Improvement



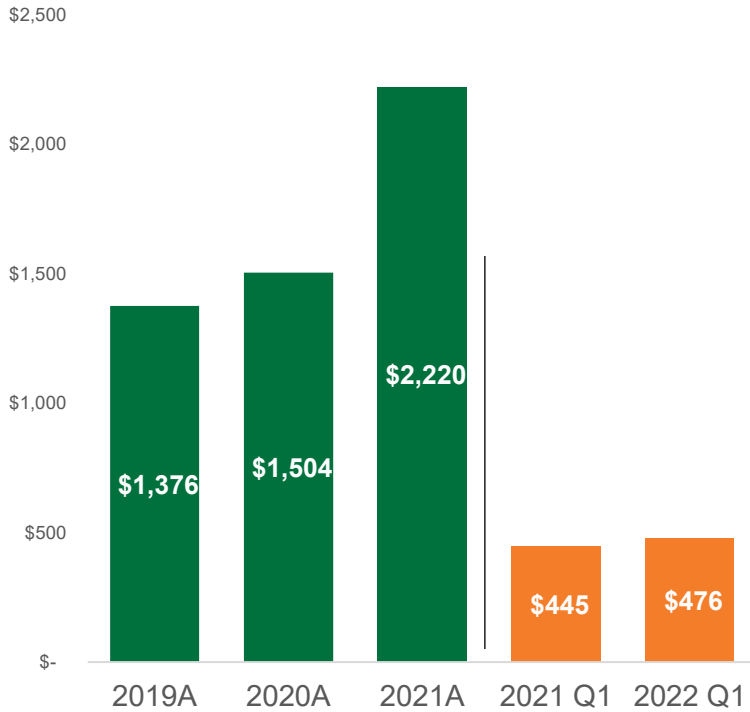
Retaining Significant Financial Flexibility to Pursue Organic and Inorganic Growth Opportunities

Revenue, Net Income, and Adjusted Earnings

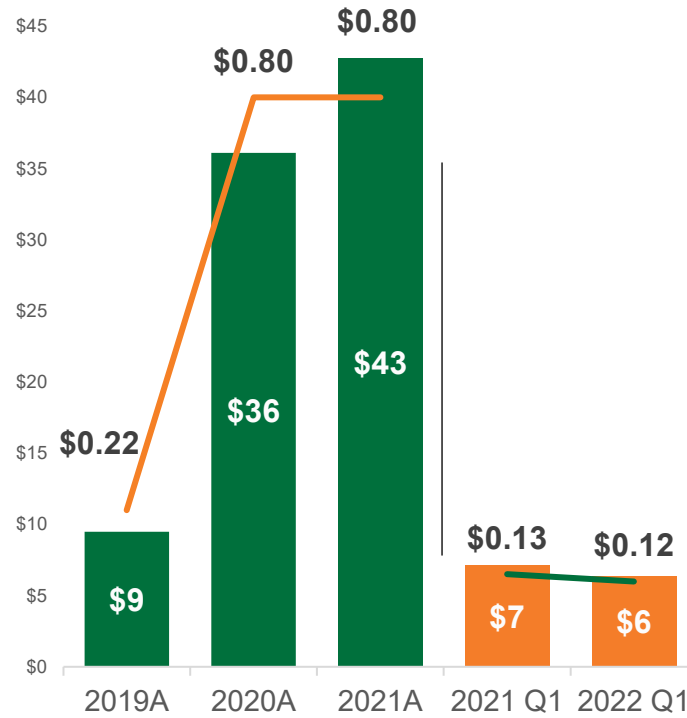


Targeting Sustainable Profitable Growth

REVENUE

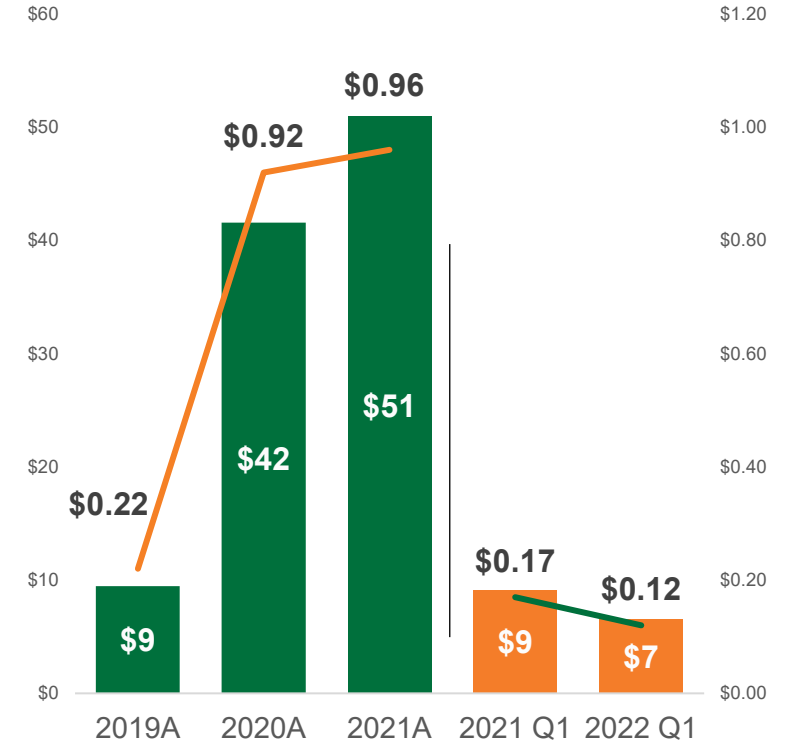


NET INCOME



Net Income EPS

ADJUSTED EARNINGS⁽¹⁾



Adj. Earnings Adj. EPS

(1) Adjusted Earnings is a non-GAAP financial measure and Adjusted EPS is a non-GAAP financial ratio. Refer to the Disclaimer slides for more information on Terminology and Non-GAAP & Other Financial Measures.