

# AGM 2017

Annual General Meeting



**BIRD**

# Financial Results

All values are in millions of Canadian dollars, except earnings per share

	TWELVE MONTHS 2016	TWELVE MONTHS 2015
REVENUE	1,589.9	1,444.8
NET INCOME	25.0	21.5
ADJUSTED NET INCOME*	27.7	41.8
WORKING CAPITAL	118.0	127.4
NEW AWARDS	1,064.1	1,957.9
BACKLOG	1,137.0	1,662.4
ADJUSTED EARNINGS PER SHARE*	\$ 0.65	\$ 0.98

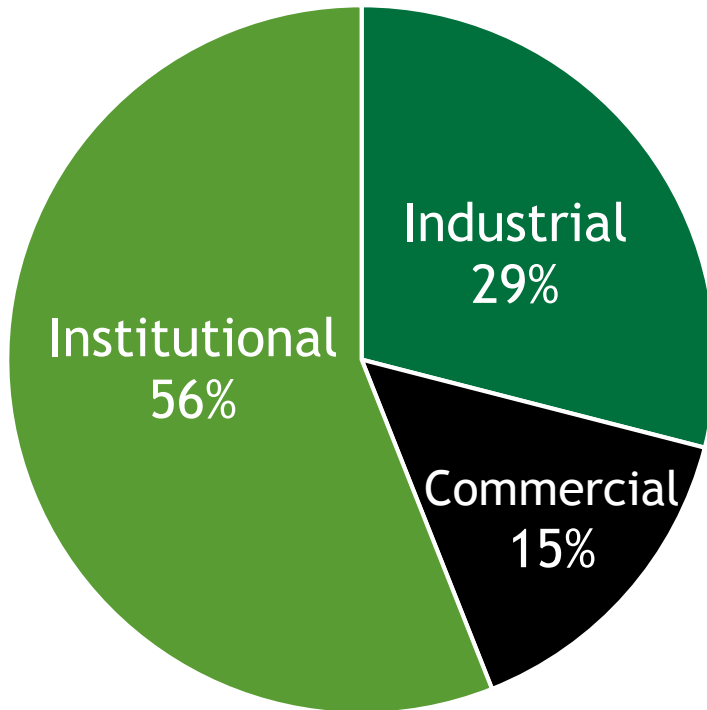
\* Adjusted net income (a non-GAAP measure) excludes the non-cash impairment charge of \$20.3 million in Q3 2015 and \$2.7 million in Q4 2016



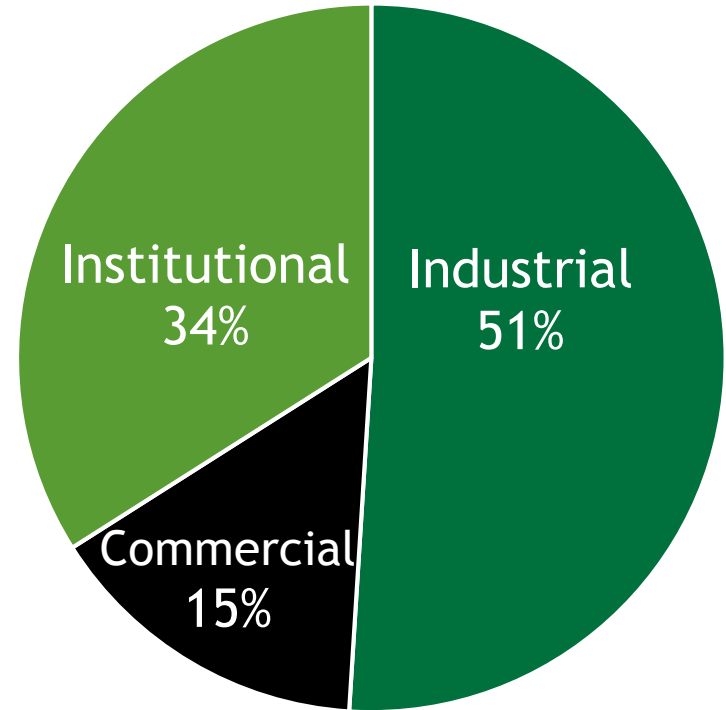
TRUST  
**BUILT BY BIRD**

# Market Sectors - ICI

2016



2015



# Build Bird Strategic Plan







# Zero LTIs (Lost Time Injuries) in 2016



SAFETY LEADERSHIP  
**BUILT BY BIRD**






# Environmental



Calgary Compost Facility



Headingley Water Treatment Plant



CHALLENGING PROJECTS  
**BUILT BY BIRD**






# Transportation



East Rail  
Maintenance Facility



Hamilton Transit Centre Bus  
Maintenance Facility



CHALLENGING PROJECTS  
**BUILT BY BIRD**





# Self-Perform Industrial Mechanical Process



Fort Hills River Water Intake & Raw Water Pump Houses



Enbridge Pipeline Project



CHALLENGING PROJECTS  
**BUILT BY BIRD**






# Indigenous Community Development



Miawpukek First Nations School



Illusuak Cultural Centre



CHALLENGING PROJECTS  
**BUILT BY BIRD**





# Bird Leadership Academy



TRUST  
**BUILT BY BIRD**





## 25 Year Club



Leo Campbell



Carmen Ip

**BIRD**  
Construction Company  
25  
YEAR CLUB



25 YEARS SERVICE  
**BUILT BY BIRD**





# H.J. O'Connell & Nason Rebranded



TRUST  
**BUILT BY BIRD**





# Saskatchewan Joint-Use Schools Program



CHALLENGING PROJECTS  
**BUILT BY BIRD**





# Alberta Fires Emergency Relief Fund



COMMUNITY INVOLVEMENT  
**BUILT BY BIRD**





# LOOKING FORWARD



TRUST  
**BUILT BY BIRD**



THANK YOU



TRUST  
**BUILT BY BIRD**